

NEW ZEALAND WINE INDUSTRY

VINTAGE INDICATORS BY REGION 2016




TOTAL VOLUME OF GRAPES HARVESTED

436,000 tonnes* ↑ 34%


* Estimated production figures based on the 2016 Vintage Survey.

% of total harvest




tonnage per region

Marlborough 323,290 tonnes



Hawke's Bay
42,958 tonnes



Gisborne 15,944 tonnes



Waipara 11,631 tonnes



Nelson 10,028 tonnes



Central Otago 9,177 tonnes



Wairarapa 5,049 tonnes



Auckland 1,267 tonnes



Canterbury 539 tonnes



Northland 92 tonnes

SHARE OF VINTAGE


WINERIES
49.5%



50.5%
GROWERS

ALL REGIONS 2016

Change on previous vintage



NEW ZEALAND WINE INDUSTRY

VINTAGE INDICATORS BY VARIETY 2016



TOTAL VOLUME OF GRAPES HARVESTED
436,000 tonnes*  **34%**

KEY VARIETIES

percent of total production and total produced



* Estimated production figures based on the 2016 Vintage Survey.

1 Sauvignon Blanc **72.3%** 303,711 tonnes

2 Pinot Noir **8.5%** 35,661 tonnes

3 Chardonnay **6.9%** 29,162 tonnes

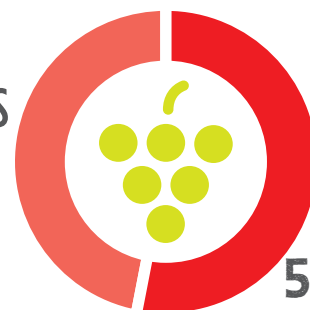
4 Pinot Gris **5.9%** 24,892 tonnes

5 Merlot **2.2%** 9,321 tonnes

6 Riesling **1.4%** 5,937 tonnes

SHARE OF VINTAGE

49.5%
WINERIES



50.5%
GROWERS

% CHANGE ON LAST YEAR

+41%



Sauvignon
Blanc

+38%



pinot
noir

+31%



riesling

+26%



pinot
gris

+8%



chardonnay

-1%



merlot